



For applying KEAM, candidate has to upload:

1. Photograph of Candidate (jpeg)*
2. Signature of Candidate (jpeg)*
3. Class X Certificate (pdf)*
4. Date of Birth Proof (pdf)*
5. Nativity Proof (pdf)*
6. Certificates to prove various claim(such as category reservation, special reservations, minority, NRI, benefits based on income, inter-caste, etc.) if any.

***Mandatory for all candidates**

Guidelines for upload Photograph and Signature

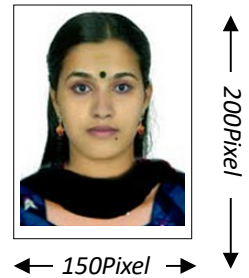
Upload images of photograph and signature of candidate.

Photograph of Candidate:

For applying online, the candidates must have scanned/digital image of their photograph.

Specification of photograph image should be as follows(to be strictly followed):

- Photograph must be in colour with a light colour background, white is preferable. It must be taken in a professional studio. Photo taken by mobile phone/tab is not accepted.
- Photograph should be in passport size format. Front view of full face and shoulder portion of candidate is to be seen clearly in the Photograph.
- The face of the candidate should be straight and at the centre.
- Photo, wearing mask, cap and dark glass will be rejected.
- Scanned image file should be in **jpg format**(Jpeg).
- Dimensions of the photograph should be **150 pixels width** and **200 pixels height**.
- Image file should be **between 15kb and 100kb** file size.



If the face in the photograph is not clear, your application is liable to be rejected.


Very Important:

1. If the face in the photograph is not clear or the image is not as per the above guideline, your application is liable to be rejected.
3. A clear uploaded photograph will help the Invigilator/admission authority to identify the candidate at the examination hall/admission desk. So strictly follow and adhere the specifications and guidelines.



Signature of Candidate

- On a plain white sheet, the candidate should put his/her signature with black/blue ink. Signature should be clear.
- Scan this signature and crop around the signature. Do not scan the full sheet. Scanned image file should be in **jpg format**.(Jpeg)




- Dimensions of the image of signature must be **150 pixels width** and **100pixels height**.
- Image file should be between **4kb** and **100kb** file size.

Upload Photograph & Signature

Guidelines for Uploading Photograph and Signature

Photograph




Choose file...

Photograph Specifications:

- Photograph image file should be in .jpg format (.jpeg).
- Dimensions of the photograph should be 150 pixels width and 200 pixels height.
- Image file should be between 15 kb and 100 kb file size.

I hereby declare that the Photograph shown is my own and face on the Photograph is clear to identify me

Signature



Choose file...

Signature Specifications:

- Scanned image file should be in .jpg format (.jpeg).
- Dimensions of the signature image should be 150 pixels width and 100 pixels height.
- Image file should be between 10 kb and 100 kb file size.

Subsequent to select the two images, candidate needs to verify whether the photograph shown in the screen is candidate's own, clear and sufficient to identify the candidate. If so, check the declaration stated against the row of photograph. Similarly, verify the genuineness and clarity of signature, then **Accept the Declarations** indicated against each. Press '**Finish Upload Images**' button to upload all images to the application portal.

The images once uploaded cannot be changed after completing this step.

Guidelines for Upload Certificates

Upload all necessary certificates as a proof of various claims made in the application form. You can upload by browse button.

- Make sure the uploaded certificates are original and in color.
- The file format of certificates should be in **PDF format**.
- The file size must be **less than 500kb**.
- They should be authentic, legible, clear and readable.
- Same certificate can be uploaded for different claims. eg: Birth certificate having name, date of birth and place of birth, can be uploaded against the row 'Proof for Date of Birth' and 'Proof for Nativity'.
- Remember, originals of the certificates uploaded should be preserved to produce before the admission authority as and when demanded.

All applicants must upload Class X Certificate, Date of birth and Nativity proof on or before the last date of application submission date which has been announced in the Notification. Subsequent to upload these three certificates, candidates can take Printout of Acknowledgement Page. Other certificates have to be uploaded only if candidates desire to get the respective claims. Candidate can upload these certificates even after taking the Printout of Acknowledgement.

Refer Notification regarding the last date to upload certificates.

Certificates of Sl. No. 1, 2 & 3:

These certificates are mandatory to upload for completing the application form submission. Thereafter you can Print Acknowledgement Page.
Last date to upload : 19-04-2024, 04:00 PM.

Certificates of Sl. No. 4 to 16:

Uploading these certificates are not mandatory. However, if you desire to claim Communal reservation, EWS, Special reservation, any benefit based on income, minority status, NRI Status, etc., please upload the relevant certificates.
Last date to upload : 19-04-2023, 04:00 PM.
[Guidelines for Upload Certificates](#)

Photograph & Signature Uploaded Successfully. !!!

Upload Certificates

Sl.No.	Certificates/Documents	Upload / Change	Upload Status	Important Notes (See Prospectus for more details)
1	Class X certificate *	<input type="button" value="Choose File"/> sam...pdf	Uploaded Remove View	Upload Class X (SSLC) certificate of candidate as a proof of candidate Name
2	Proof for Date of Birth *	<input type="button" value="Choose File"/> sam...pdf	Uploaded Remove View	Proof for Date of Birth is mandatory. Any authenticated certificate such as Birth Certificate / SSLC / Relevant page of the Passport of candidate showing the Date of Birth can be uploaded.
3	Proof for Nativity *	<input type="button" value="Choose File"/> sam...pdf	Uploaded Remove View	Verify the following conditions & Press "Verified" button: <input checked="" type="checkbox"/> Nativity proof is as stipulated in Clause 6 <input checked="" type="checkbox"/> I have ensured that the uploaded proof for Nativity is not an AADHAAR card. <input type="button" value="Verified"/>
4	Non-Creamy Layer Certificate(SEBC) / Community Certificate(SC/ST) / EWS Certificate	<input type="button" value="Choose File"/> sam...pdf	Uploaded Remove View	Verify the following conditions & Press "Verified" button: <input type="checkbox"/> The certificate is obtained from the Revenue Official. For SEBC, the authority is Village officer. For SC/ST, Tahsiladar is the authority. <input type="checkbox"/> Date of issue of Certificate is within the validity period. <input type="checkbox"/> Certificate is obtained for State Educational purpose in Kerala. <input type="button" value="Verified"/>
5	Inter-Caste Marriage Certificate	<input type="button" value="Choose File"/> No...sen		Only those Candidates who are children of Inter-Caste married couple of whom one father/mother, is SC/ST, may upload Inter-Caste Certificate obtained from the Tahsiladar. They will be eligible for educational and monetary benefits admissible to SC/ST as per Para 3 (i) of GO (MS) No.25/2003-SC/ST/D dated 20.06.2003.
6	For children of Inter-Caste Married parents: Extract of School Admission Register.	<input type="button" value="Choose File"/> No...sen		Only those Candidates who are children of Inter-Caste married couple of whom one father/mother, is SC/ST, to prove the community status of the candidate and his/her parents. • The extract of candidate's School Admission Register (As standard). • SSLC certificate of candidate. If the candidate has completed study other than SSLC (CSE/ICSE/Others), upload the first page of the SSLC book of parents. • If parents were native of other states but migrated to the state of Kerala before 1950, upload relevant documents of Migration proof.
7	For children of Inter-Caste Married parents: In Migration cases, proof of Permanent Residential Status.	<input type="button" value="Choose File"/> No...sen		Only those Candidates who are children of Inter-Caste married couple of whom one father/mother, is SC/ST. In Migration cases, if parents were native of other states but migrated to the state of Kerala before 1950, upload documents to prove the Permanent Residential Status of the candidate in the state of Kerala.
8	For children or inter-caste married parents: In Re-Conversion cases, proof of Gazette Notification, Sudhi Certificate etc.	<input type="button" value="Choose File"/> No...sen		Only those Candidates who are children of inter-caste married couple of whom one father/mother, is SC/ST. In Re-Conversion cases, upload documents that show the Gazette Notification, Sudhi Certificate and other relevant pages of school documents of the candidate and his/her parents.
9	Income Certificate	<input type="button" value="Choose File"/> No...sen		Candidates hoping for being considered for any fee concession /scholarship/ any other benefits, based on annual family income should upload Income Certificate from concerned Village Officer. The communities listed in Annexure X(a) of prospectus having annual family income up to Rs. 4 lakh will be considered for exemption from course fee payment, if they upload the Valid Income Certificate.
10	Certificate for claiming:XS/DK/SD/RP/HR	<input type="button" value="Choose File"/> No...sen		Even-voiceman Son or daughter of Even-voiceman(XS) Son Daughter/ Widow of Defence Personnel Killed/Missing/Disabled in action(DK), Son Daughter of Serving Defence Personnel(SD), Son Daughter of Personnel serving in Paramilitary Forces (DAR, COFS, BPS, CISR, ITBP, NSG, SSB, AR) (RP), Son Daughter or Widow of Defence Personnel who died in harness(RH) need to obtain respective Certificate in the prescribed format from the concerned authority and upload the same here.
11	Certificate for claiming: DA/DH/OA/OH/DG/VA/LK/DP/SG/DN	<input type="button" value="Choose File"/> No...sen		Degree/ Diploma holders in Ayurveda (DA), Degree/Diploma holders in Homoeopathy (DH), Degree holders in MBBS, BHMIS Diploma holders in Homoeopathy (OA), Degree Holders in MBBS/BAMS/BV/Sc.GAHH/BSc (Hons) Agri/BFSc (BSc/Hons) Forestry (OH), Diploma holders in Agri. Science (DG), VHSE (Agri) holders (VA), Live stock Management holders (LQ), Diploma holders in Laboratory Techniques, Feed Technology & Poultry Production conducted by KVASU (DP), Scouts & Guides(SG), Diploma in Organic Agriculture (For Agriculture Course)(DN) have to upload respective certificates in prescribed format or the required Course Certificate, as the case may be.
12	Certificate for claiming: NQ/NH/NY/CA/LG/LV/LF/CF/CB/JW	<input type="button" value="Choose File"/> sam...pdf	Uploaded Remove View	Nurse-Aliothly (NQ), Nurse/ Pharmacist-Homoeopathy (NH), Nurse-Ayurveda (NY) should upload Service Certificate and/or Registration Certificate (See Prospectus Clause 5.1.10). Children of Agriculturists (CA), Children of Farm Labourers of KAU (LQ), Children of Farm Labourers of KVASU (LV), Children of Farm Labourers of KUPQSL (LF), Children of Farm Labourers of the Parent, Children of Fishermen (CF) need to upload a certificate in prescribed format. For availing seats reserved for Children of employees in co-operative department/sector (CB) under CAPE, upload certificates in the prescribed format. To claim Jewish Quota, upload community certificate.
13	Children of Registered fisherman or inmates of Sri Chitra Home, Nirbhaya Home, Juvenile Home for getting tuition fee exemption.	<input type="button" value="Choose File"/> No...sen		To claim for course fee exemption, the Children of Registered Fishermen shall have to upload a Certificate from concerned Fisheries Officer of Kerala Fishermen Welfare Fund Board; Inmates of Sri Chitra Home, Nirbhaya Home, Juvenile Home shall have to upload a certificate in this regard from the authority concerned.
14	Course Certificate / Mark List as a Proof of Sanskrit Study	<input type="button" value="Choose File"/> No...sen		For candidates who have studied Sanskrit as their second language in Plus two or equivalent, additional 2 marks will be added to the total marks secured by them in the NEET-UG 2024 for the preparation of Ayurveda rank list. Those who have passed the exam, upload mark list and the candidates who are studying shall upload Course Certificate in the prescribed format.
15	Proof of Minority Quota claim (Muslim and Christian only)	<input type="button" value="Choose File"/> No...sen		Candidates seeking admission to the Minority Quota seats in various courses (MBBS,BDS,Engineering, etc.) in Self Financing Colleges having minority status (Muslim/Christian), shall have to upload Minority Certificate/Caste Certificate/Non-Creamy Layer Certificate obtained from the Village Officer.
16	Documents for NRI Quota Claim for MBBS/BDS Course (Merge the required documents as a single PDF file and then upload)	<input type="button" value="Choose File"/> No...sen		Candidates seeking admission to the 15% NRI Quota MBBS/ BDS seats in Self Financing Medical/ Dental Colleges shall have to upload the following documents as a single PDF file: • Relationship certificate of the Sponsor and student to be issued by the Revenue Authorities. • Passport copy and Visa attested by the Embassy or Consulate authorities/ Green card/OCI of the sponsor if the employment of the sponsor is not mentioned in this document, the employment certificate of the sponsor attested by the embassy/consulate authorities shall be uploaded. • Sponsor affidavit from the Sponsor in a stamp paper worth Rs. 2000. The same shall also be notarized by the Notary Public, disclosing that the student is dependent of the sponsor and all expenses of the candidate for the entire course period will be borne by the Sponsor. • For more details see clause 7.6 (k) KEAM 2024 Prospectus
17	Documents for Proof Nationality	<input type="button" value="Choose File"/> No...sen		Documents for Proof Nationality
18	If you wish to claim any Category reservation newly, upload necessary certificates	<input type="button" value="Choose File"/> No...sen		PwD claim will be allowed only if the Medical Examination to be conducted by the State Level Medical board set up for medical examination of KEAM-2024 PwD candidates, finds you suitable for the respective courses and eligible for PwD reservation as per clause 5.2 of the KEAM-2024 prospectus.

Remember : Original Certificates must be kept in hand and to be produced before the admission authority as and when required.

Submit

For further help, contact Helpline:

0471-2525300 (CEE's Call Centre - 9:30 am to 5:30 pm)

155300, 0471-2335523(Citizen's Call Centre-24 hours)

Email : ceekinfo.cee@kerala.gov.in.

For applying online and up-to-date information, visit the website: www.cee.kerala.gov.in